

The feel-good floor for
your home



EXPONA[®]

DOMESTIC



We shape our surroundings
with our personality
and our own aesthetics.

When we design living areas, we create places where we can go to relax, where we eat and celebrate together, where we snuggle up or race around. We use furniture, lighting, fabrics, colours, textures and accessories to shape our home in line with our wishes and needs. The result is rooms where we feel completely at ease.

The flooring plays a central role in this process: of course it has to be beautiful. But it also has to be creative, authentic, hard-wearing and cosy, as well as quiet, low-maintenance and tough so we can enjoy it for a long time. EXPONA DOMESTIC LVT design flooring creates the atmosphere in a room through the authentic reproduction of wood and stone surfaces in harmony with innovative design concepts and the latest trends in interior design.

Give yourself the freedom
to bring your own
individual style to life.

The floor to give you a total sense of
well-being

WOOD

EXPONA DOMESTIC wood effects convey
warmth and naturalness.

The wide range of 35 wood designs extends from subtle surfaces with authentic colours and plasticity to unconventional, highly pronounced textures in expressive colours: when skilfully combined with selected materials and accessories, EXPONA DOMESTIC flooring contributes to the stylish and trendsetting design of your home.





Classic woods

Classic wood designs bring out the fine-grained and natural effect of classic woods, such as oak, maple, cherry and walnut with signs of wear seeming to convey the long history of the floorboards and giving the room a feel of both bourgeois elegance and cosy warmth.

WOOD

Antique Wood

■ Surface embossing: Rustic wood structure

5950 | Scandinavian Country Plank

152.4 mm x 914.4 mm




5951 | Antique Oak

152.4 mm x 914.4 mm



5955 | Antique Cherry

152.4 mm x 914.4 mm



Scandinavian Country Plank 5950





Traditional Wood

■ Surface embossing: Fine wood structure

5954 | Natural Maple

101.6 mm x 914.4 mm



5957 | Maple Calvados

101.6 mm x 914.4 mm



5953 | Wild Oak

152.4 mm x 914.4 mm



WOOD

Nut Tree

■ Surface embossing: Fine wood structure

5956 | French Nut Tree

101.6 mm x 914.4 mm



French Nut Tree 5956




Oak

The great classic oak has many forms: when brushed its grain has a soft sheen, when limed there is a soft veil over the grain. Oak in any form is the perfect choice to give your room a stylish retro ambience.

WOOD

Classic Oak

■ Surface embossing: Wood structure



5988 | Dark Classic Oak

152.4 mm x 1219.2 mm



5987 | Light Classic Oak

152.4 mm x 1219.2 mm



Light Classic Oak 5987

WOOD

Brushed Oak

■ Surface embossing: Wood structure

5961 | Natural Brushed Oak

203.2 mm x 1219.2 mm



5961



Natural Brushed Oak 5961



5985



Blond Limed Oak 5985

Limed Oak

■ Surface embossing: Wood structure

5986 | Grey Limed Oak

203.2 mm x 1219.2 mm



5985 | Blond Limed Oak

203.2 mm x 1219.2 mm



Rustic Oak

In its natural state or with eye-catching saw marks, oak highlights its natural and rustic character, giving the flooring a vivid naturalness and individuality to create an expressive and warm contrast to modern interior design.



Natural Oak Medium 5968

Natural Oak

■ Surface embossing: Relief wood structure

5982 | Natural Oak Washed

152.4 mm x 1219.2 mm



5967 | Natural Oak Grey

152.4 mm x 1219.2 mm



5968 | Natural Oak Medium

152.4 mm x 1219.2 mm



WOOD

Saw Cut Oak

- Surface embossing: Wood structure
- Contrast within this design

5995 | Light Saw Cut Oak

152.4 mm x 1219.2 mm



5994 | Natural Saw Cut Oak

152.4 mm x 1219.2 mm



5993 | Dark Saw Cut Oak

152.4 mm x 1219.2 mm



Natural Saw Cut Oak 5994



Ash

Typical features of ash are its vivid grain and varied surface effects, making it seem at times subtle and then bold. Ash-effect flooring gives a bright and friendly impression, providing an effective finish to rooms with a deliberately low-key design.



5963



Honey Ash 5963

Ash

■ Surface embossing: Wood structure

5975 | Bleached Ash

152.4 mm x 1219.2 mm



5962 | Grey Ash

152.4 mm x 1219.2 mm



5963 | Honey Ash

152.4 mm x 1219.2 mm




WOOD

Saw Cut Ash

■ Surface embossing: Rustic wood structure

5991 | White Saw Cut Ash

203.2 mm x 1219.2 mm



5992 | Grey Saw Cut Ash

203.2 mm x 1219.2 mm



5990 | Brown Saw Cut Ash

203.2 mm x 1219.2 mm



Grey Saw Cut Ash 5992



5992



Pine

With its high-contrast effect, pine is the ideal accompaniment to high-class, elegant interior design. Its pronounced grain is a feast for the eyes and also produces an impressive effect when combined with exquisite furniture and materials.





Rusty Pine 5981

Pine

■ Surface embossing: Relief wood structure

5989 | Light Pine

152.4 mm x 1219.2 mm



5979 | Grey Pine

152.4 mm x 1219.2 mm



5981 | Rusty Pine

152.4 mm x 1219.2 mm





Vintage Wood

This design with its varied shades and the appearance of being made from old wood turns your floor into a real showpiece. This flooring is sure to catch the eye in any cottage or country house with its vibrant, natural appeal.

WOOD

Vintage Wood

- Surface embossing: Rustic wood structure
- Strong contrast within this design

5996 | Beige Vintage Wood

101.6 mm x 914.4 mm



5997 | Grey Vintage Wood

101.6 mm x 914.4 mm



Grey Vintage Wood 5997

Stained Wood

The balanced interplay of the natural wood structure and the coloured patina encourages you to indulge in colourful experiments with this design. Whether laid in one or more colours, this flooring finishes off avant-garde interiors with a natural mix of loud colours and striking objects or works of art.

WOOD

Stained Wood

■ Surface embossing: Rustic wood structure

5944 | Savage Beige Wood

184.2 mm x 1219.2 mm



5947 | Lemon Yellow Wood

184.2 mm x 1219.2 mm



5945 | Ivory Black Wood

184.2 mm x 1219.2 mm



5948 | Lavender Blue Wood

184.2 mm x 1219.2 mm



5946 | Bordeaux Red Wood

184.2 mm x 1219.2 mm




5949 | Jade Green Wood

184.2 mm x 1219.2 mm



STONE

EXPONA DOMESTIC stone designs perfectly replicate the
expressiveness
of the mineral originals.



Whether in the form of square or rectangular tiles, when combined with carefully selected materials, colours and textures, the 15 stone effects give any home an unmistakable style showing off the occupants' very own personal touch and character.





Concrete and Metalstone

Floor tiles with a concrete or metalstone effect give rooms a cool and loft-like character with industrial charm. The rough material effect or metallic shine give an authentic appearance. They harmonise very well with minimalist design and strong colours.



Pale Grey Concrete 5935

Concrete

- Surface embossing: Stone structure

5936 | Basalt Grey Concrete

609.6 mm x 609.6 mm



5935 | Pale Grey Concrete

609.6 mm x 609.6 mm



5935




STONE

Metalstone

■ Surface embossing: Fine stone structure

5926 | White Metalstone

304.8 mm x 609.6 mm



White Metalstone 5926



Slate

Quite simply, the classic stone design: with its naturally rough surface, its elegant shades of grey and metallic sheen, slate effects enhance classic, modern interiors just as effectively as more traditional and cosy interiors.

STONE

Slate

■ Surface embossing: Slate structure

5910 | Silver Slate

304.8 mm x 609.6 mm



5911 | Grey Slate

304.8 mm x 609.6 mm



Grey Slate 5911, Feature Strips 5753



5911






Oxided Brazilian Slate 5920

Brazilian Slate

■ Surface embossing: Stone structure

5929 | Silver Brazilian Slate

609.6 mm x 609.6 mm



5922 | Blue Brazilian Slate

609.6 mm x 609.6 mm



5920 | Oxided Brazilian Slate

609.6 mm x 609.6 mm



French Sandstone

Life forms transformed into stone, sandstone tells us the Earth's history. Depending on the shade, it can have a warm and homely or cool and functional effect. Its vivid surface produces a strong emotional effect – whether in a modern or rustic setting.



STONE

French Sandstone

■ Surface embossing: Stone structure

5932 | Light French Sandstone

304.8 mm x 609.6 mm



5934 | Grey French Sandstone

304.8 mm x 609.6 mm



5933 | Dark French Sandstone

304.8 mm x 609.6 mm



Travertine

As far back as ancient times, the freshwater limestone travertine was valued as a building material because of its striking and highly decorative appearance. Travertine flooring shimmers between yellowish, brownish and reddish shades. No matter what style of interior design, travertine flooring has a strong impact in any room where it is laid.



5930



Beige Travertine 5930

Travertine

■ Surface embossing: Travertine structure

5931 | Light Grey Travertine

304.8 mm x 609.6 mm



5930 | Beige Travertine

304.8 mm x 609.6 mm



STONE

Antique Travertine

■ Surface embossing: Antique stone structure


5913 | Light Antique Travertine

457.2 mm x 457.2 mm



5915 | Medium Antique Travertine

457.2 mm x 457.2 mm



Medium Antique Travertine 5915, Keystones 5920

PRODUCT

With 35 wood effects and 15 stone effects
EXPONA DOMESTIC offers you authentic designs for every


taste and style.

Unique designs, innovative printing technologies
and realistic surface embossing
create exciting flooring of the highest quality.



The floor to give you a total sense of well-being

EXPONA DOMESTIC is top-quality vinyl flooring in the form of tiles and planks. Each layer has been thermally pressed.



1

PUR surface treatment

Easier care and less cleaning, thanks to a factory-applied PUR surface treatment.

2

Wear layer

This transparent, extremely dense layer is hard-wearing and protects the design below. The surface embossing gives it a particularly authentic effect.

3

Pattern layer

Many designs have been developed exclusively for EXPONA and embossed onto the pattern layer by means of innovative printing technologies.

4

Stabilisation layer

Improved dimensional stability by minimising the changes caused by physical properties (e.g. by temperature fluctuations).

5

Load-bearing layer

The basis for the long service life and high performance offered by EXPONA floors.



Durable

The hard-wearing surface is resistant and creates floors with lasting beauty. It also enables EXPONA DOMESTIC flooring to be used in living areas subject to heavy traffic – and it even produces an extremely pleasant, muted sound when you walk on it.



Easy

Because it is not particularly thick (2 mm), EXPONA DOMESTIC flooring is especially well-suited to renovations and to fitting over underfloor heating. The factory-applied PUR surface treatment provides the floor with lasting protection – if properly cared for – and also makes it extremely low-maintenance.



Tough

EXPONA DOMESTIC flooring is resistant to dirt and moisture. Because of its properties, it does not swell and is completely suitable for installation in bathrooms and kitchens. Dirt is easy to remove.



Easy-care

These floors are easy to clean. We recommend regular vacuuming or sweeping. Stubborn dirt can be removed with a damp cloth and any commercially available neutral cleaning product or polyurethane cleaner.



Healthy living

EXPONA DOMESTIC design flooring is produced with phthalate-free and biological plasticisers. It has been awarded the new European Indoor Air Comfort Gold seal of approval for being particularly low in emissions, ensuring high indoor air quality.

Warranty

Our design flooring remains timelessly beautiful when properly cared for. We give you a 15-year warranty for EXPONA DOMESTIC flooring in all living areas.

WOOD



5954 | Natural Maple 101.6 mm x 914.4 mm



5950 | Scandinavian Country Plank 152.4 mm x 914.4 mm



5987 | Light Classic Oak 152.4 mm x 1219.2 mm



5961 | Natural Brushed Oak 203.2 mm x 1219.2 mm



5953 | Wild Oak 152.4 mm x 914.4 mm



5968 | Natural Oak Medium 152.4 mm x 1219.2 mm



5957 | Maple Calvados 101.6 mm x 914.4 mm



5956 | French Nut Tree 101.6 mm x 914.4 mm



5951 | Antique Oak 152.4 mm x 914.4 mm



5955 | Antique Cherry 152.4 mm x 914.4 mm

* Contrast within this design



5989 | Light Pine 152.4 mm x 1219.2 mm



5975 | Bleached Ash 152.4 mm x 1219.2 mm



5963 | Honey Ash 152.4 mm x 1219.2 mm



5985 | Blond Limed Oak 203.2 mm x 1219.2 mm



5988 | Dark Classic Oak 152.4 mm x 1219.2 mm



5992 | Grey Saw Cut Ash 203.2 mm x 1219.2 mm



5993 | Dark Saw Cut Oak* 152.4 mm x 1219.2 mm



5979 | Grey Pine 152.4 mm x 1219.2 mm



5990 | Brown Saw Cut Ash 203.2 mm x 1219.2 mm



5981 | Rusty Pine 152.4 mm x 1219.2 mm

WOOD



5996 | Beige Vintage Wood** 101.6 mm x 914.4 mm



5991 | White Saw Cut Ash 203.2 mm x 1219.2 mm



5995 | Light Saw Cut Oak* 152.4 mm x 1219.2 mm



5997 | Grey Vintage Wood** 101.6 mm x 914.4 mm



5967 | Natural Oak Grey 152.4 mm x 1219.2 mm



5944 | Savage Beige Wood 184.2 mm x 1219.2 mm



5994 | Natural Saw Cut Oak* 152.4 mm x 1219.2 mm



5962 | Grey Ash 152.4 mm x 1219.2 mm



5986 | Grey Limed Oak 203.2 mm x 1219.2 mm



5982 | Natural Oak Washed 152.4 mm x 1219.2 mm

- * Contrast within this design
- ** Strong contrast within this design




5947 | Lemon Yellow Wood 184.2 mm x 1219.2 mm



5948 | Lavender Blue Wood 184.2 mm x 1219.2 mm



5949 | Jade Green Wood 184.2 mm x 1219.2 mm



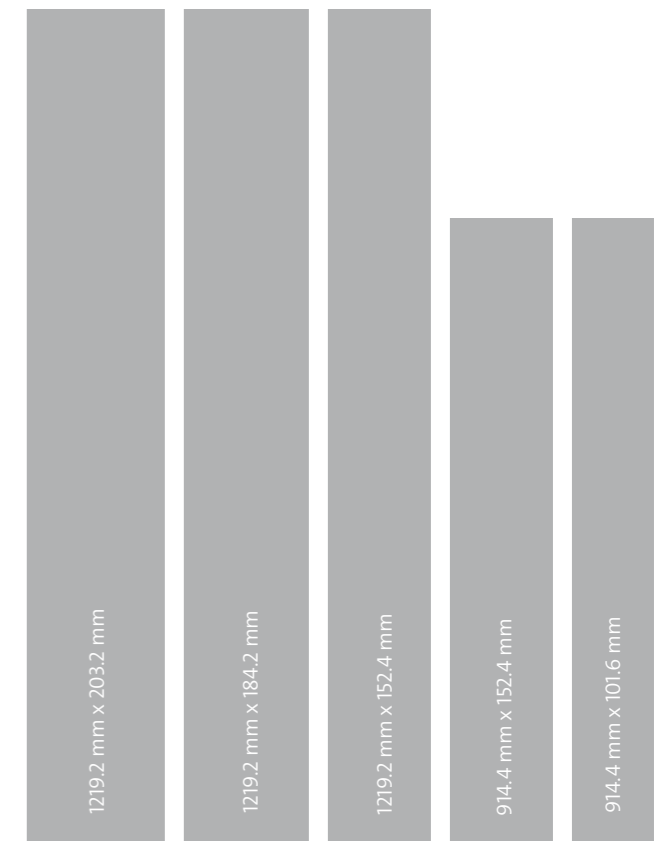
5946 | Bordeaux Red Wood 184.2 mm x 1219.2 mm




5945 | Ivory Black Wood 184.2 mm x 1219.2 mm

Plank sizes

Creating a living space with a perfect ambience is a matter of detail. This is why each design is available only in the size that shows it off to perfection.



STONE



5926 | White Metalstone 304.8 mm x 609.6 mm



5932 | Light French Sandstone 304.8 mm x 609.6 mm



5931 | Light Grey Travertine 304.8 mm x 609.6 mm



5930 | Beige Travertine 304.8 mm x 609.6 mm



5935 | Pale Grey Concrete 609.6 mm x 609.6 mm



5929 | Silver Brazilian Slate 609.6 mm x 609.6 mm



5913 | Light Antique Travertine 457.2 mm x 457.2 mm



5936 | Basalt Grey Concrete 609.6 mm x 609.6 mm



5910 | Silver Slate 304.8 mm x 609.6 mm



5915 | Medium Antique Travertine 457.2 mm x 457.2 mm



5934 | Grey French Sandstone 304.8 mm x 609.6 mm



5911 | Grey Slate 304.8 mm x 609.6 mm



5920 | Oxided Brazilian Slate 609.6 mm x 609.6 mm






5933 | Dark French Sandstone 304.8 mm x 609.6 mm



5922 | Blue Brazilian Slate 609.6 mm x 609.6 mm

Tile sizes

Creating a living space with a perfect ambience is a matter of detail. This is why each design is available only in the size that shows it off to perfection.



Surface embossing

To ensure each design can make the best impression, the surface embossing has been specially adapted to suit the design.



Wood structure



Fine wood structure



Relief wood structure



Rustic wood structure



Stone structure



Fine stone structure



Slate structure



Travertine structure



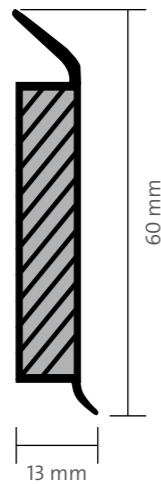
Antique stone structure

Skirting boards

For our EXPONA DOMESTIC design flooring we offer compatible skirting boards with a wooden core, coated with heavy-duty plastic and elastic lip seals to wall and flooring.



Content
10 @ 2.5 m



EXPONA Skirting boards		EXPONA DOMESTIC
Item No.		Item No.
SL02	Light Antique Travertine	5913
SL03	Medium Antique Travertine	5915
SL04	Silver Slate	5910
SL05	Grey Slate	5911
SL06	White Metalstone	5926
SL09	Natural Oak Washed	5982
SL10	Grey Pine	5979
SL12	Bleached Ash	5975
SL13	Grey Ash	5962
SL14	Natural Oak Grey	5967
SL15	Honey Ash	5963
SL16	Natural Brushed Oak	5961
SL17	Natural Oak Medium	5968
SL18	Natural Maple	5954
SL19	Scandinavian Country Plank	5950
SL22	Maple Calvados	5957
SL23	Wild Oak	5953
SL24	French Nut Tree	5956
SL25	Antique Oak	5951
SL26	Antique Cherry	5955
SL27	Rusty Pine	5981
SL30	Classic Black	
SL31	Classic Alu Metallic	
SL32	Classic White	

Customised solutions

Create floors just the way you want them. We will be pleased to help you. You can find more suggestions on our website at www.objectflor.de

Feature and Grouting Strips

Highlight features while emphasising your personal style. Feature and Grouting Strips are useful for accentuating authentic joints.

Feature Strips
Smooth surface



5751 | Black 5.0 mm x 1000.0 mm



5752 | Grey 5.0 mm x 1000.0 mm



5753 | Silver 5.0 mm x 1000.0 mm



5754 | Gold 5.0 mm x 1000.0 mm



5755 | Copper 5.0 mm x 1000.0 mm



5756 | Brown 5.0 mm x 1000.0 mm

Grouting Strips
Cut from the original LVT design flooring



0036 | Grey 5.0 mm x 914.4 mm



0037 | Beige 5.0 mm x 914.4 mm

Inlays and Borders

We create customised inlays and borders to suit your living areas. Mix and match various colours to suit your personal taste.

Design studio

Take a picture. Discover the unlimited opportunities offered by customised designs for your living areas. At www.objectflor.de we use typical living areas in our Design Studio to show you how you can design rooms using a variety of tiles and planks, and also how each choice affects the ambience.

Or would you rather check what floor would best suit your own living area? Then use the easyBo photo service to convert pictures of your room so that you can easily and conveniently select your own favourite flooring.



EXPONA Web Designstudio 3.5




No. 29, Offset installation with Keystones 5922_5926

Installation alternatives

Whether you decide on a standard installation, a combination of tiles and planks with design elements or a specially customised design application, we offer you a selection of 58 installations.


Installation examples




No. 8




No. 29



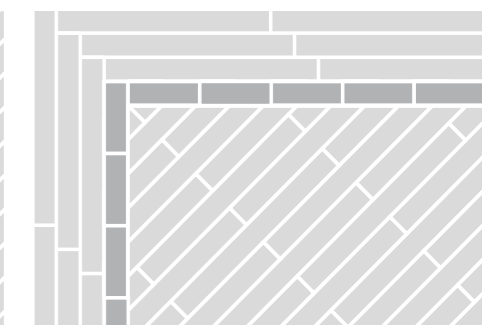
No. 34



No. 10



No. 55




No. 25

Installation


A fitter needs approx. two days to lay new flooring, including surface preparation, in an apartment with an area of 70 sq. m. The rooms can be used again on the third day. The floor is laid quickly and cleanly and can also be laid while the occupants are living there. The fitter starts by removing old floor coverings, such as wall-to-wall carpeting. To lay design flooring, the subfloor has to have an even surface and be intact and absorbent (solid, clean, permanently dry and free from cracks).

When modernising kitchens or bathrooms, it is often advisable not to remove old tiles. A suitable smoothing compound can be used to even out a tiled surface so that the design flooring can be simply laid on top of it.

To cover the full area of the floor covering with adhesive, we recommend solvent-free acrylic adhesives. Dry adhesives (e.g. Sigan® or DT 200 Quick-Lift®) can also be used on suitable subfloors to save time and money.



Example of Snowflake inlay



No. 19, Plank installation with Feature Strips 5955_5751



Technical information

EXPONA DOMESTIC is a heterogeneous PVC floor covering, produced in accordance with responsible, sustainable and ethical principles.

Environment & Sustainability

EXPONA DOMESTIC is heterogeneous PVC flooring available in tiles and planks and produced using **phthalate-free and biological plasticisers**¹⁾ based on photo-technical reproduction with a transparent wear layer and a factory-applied **polyurethane surface** treatment suitable for use in heavy-duty residential areas.

EXPONA DOMESTIC flooring has been awarded the **BES 6001 certificate**, proving that objectflor acts in accordance with responsible, sustainable and ethical principles when sourcing materials for EXPONA DOMESTIC.

EXPONA DOMESTIC flooring is **100% recyclable**. The recycled materials are integrated into new production insofar as this is possible.

All EXPONA DOMESTIC flooring has the prescribed **CE mark** as a European declaration of conformity.

EXPONA DOMESTIC flooring also has building **authority approval from the German Institute for Construction Engineering (DIBt)** and consequently complies with the system specified by the Committee for the Assessment of the Effects of Building Products on Human Health. This assessment system sets health-related quality standards for the production of building products intended for indoor use and supports the development of products with particularly low emissions. An annual external inspection of the ingredients and emissions behaviour by the Eurofins Institute, one of Europe's leading service providers in the field of analysis, or the ECO Institute ensures consistent quality. This is indicated by the **"Ü"** (inspected quality mark) on the packaging.

EXPONA DOMESTIC design flooring has the **Indoor Air Comfort Gold** rating. This certificate issued by Eurofins is awarded to products with VOC emission levels below any globally determined VOC limits.

In France, product tests are performed using the test method in accordance with ISO 16000 and the emissions behaviour of VOCs is assessed. All EXPONA DOMESTIC flooring has been given the best **rating A+**.



Information sur le niveau d'émission de substances volatiles dans l'air intérieur, présentant un risque de toxicité par inhalation, sur une échelle de classe allant de A+ (très faibles émissions) à C (fortes émissions).



As a member of ERFMI, the European Resilient Flooring Manufacturers' Institute, and SFEC (French manufacturers' association), objectflor and James Halstead France SAS, both subsidiaries of James Halstead PLC, support the ideal of sustainable construction and have prepared **Environmental Product Declarations (EPD)** for EXPONA DOMESTIC flooring.

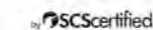
EXPONA DOMESTIC flooring has been assessed under the EN 15804 programme of the Institute for Construction and Environment (IBU) for the environmental assessment of buildings.

EXPONA DOMESTIC has been assessed under the **fDES EPD** programme for the environmental assessment of buildings. For more information regarding the fDES EPD programme visit the website: www.solspvcpro.com

Depending on the product concerned, the EXPONA DOMESTIC flooring is certified with **FloorScore** or **LEED credits**.



objectflor enhances sustainable construction via Environmental Product Declarations (EPDs)



Technical data

Characteristics	Standards	EXPONA DOMESTIC
Type of floorcovering	EN 649 EN ISO 10582	heterogeneous, PVC
Surface treatment		PUR
Colours		35 WOOD/15 STONE
Total weight	EN 430 EN ISO 23997	3680 g/m ²
Performance classification	EN 685 EN ISO 10874	23 32 41 heavy rolling loads to be avoided
Gauge	EN 428 EN ISO 24346	2.0 mm
Wear layer thickness	EN 429 EN ISO 24340	0.4 mm
Packaging		
Plank size	EN 427 EN ISO 24342	36 @ 101.6 x 914.4 mm = 3.34 m ² 24 @ 152.4 x 914.4 mm = 3.34 m ² 18 @ 152.4 x 1219.2 mm = 3.34 m ² 15 @ 184.2 x 1219.2 mm = 3.37 m ² 14 @ 203.2 x 1219.2 mm = 3.46 m ²
Tile size	EN 427 EN ISO 24342	9 @ 609.6 x 609.6 mm = 3.34 m ² 18 @ 304.8 x 609.6 mm = 3.34 m ² 16 @ 457.2 x 457.2 mm = 3.34 m ²
Dimensional stability	EN 434 EN ISO 23999	< 0.1 %
Residual indentation	EN 433 EN ISO 24343-1	0.05 mm**
Colour fastness to artificial light	EN ISO 105-B02	level ≥ 6 method A
Behaviour to fire	EN 13501-1	B _{fl} - s1
Slip resistance	DIN 51130 EN 13893	R10 DS
Sound reduction	EN 140-8 EN ISO 10140-3	2 dB
Resistance to thermal conductivity	EN 12667 ISO 8302	0.02 m ² k/w
Electrostatic properties when walked on	EN 1815	< 2 kV
Electrical resistance to earth	EN 1081	approx. 10 ¹¹ Ohm
Leakage to earth	VDE 0100 §24	> 5 x 10 ⁴ Ohm
Chemical resistance	EN 423 EN ISO 26987	*
Abrasion group	EN 660-2 EN ISO 10582	T type I
Castor chair suitability	EN 425 ISO 4918	yes type W EN 12 529
Underfloor heating suitability	EN 1264-2	suitable max. 27 °C
AgBB VOC test		below quantifiable levels
Odour test	ISO 16000-28	acceptability 0.3 day 3 0.7 day 29 intensity 4.3 day 3 2.6 day 29
Environmental product declaration	EN 15804	DGNB Navigator www.dgnb-navigator.de Reg. code T5ND4S

¹⁾ Except for recycled content

* Resistant depending on concentration and time of exposure, in case of increased impact of oils, grease, acids, alkalis and other aggressive chemicals – please contact us

** Averaged test value from current production

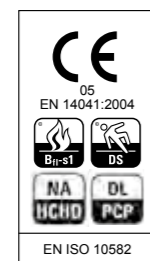
Subject to change for reasons of technical further development. You will find the most up-to-date technical specifications and certificates on our website www.objectflor.de



BIO-BASED
PLASTICISERS



100 % RECYCLABLE



Emissionsgeprüfter Bodenbelag nach DIBt-Grundsätzen

Trade partners

EXPONA DOMESTIC flooring is available from registered partners. They are aware of the latest developments and regularly attend seminars and practical training courses. This enables them to give you in-depth advice and to expertly fit your EXPONA DOMESTIC flooring.

www.objectflor.de

Contact

www.objectflor.de

info@objectflor.de

Tel. +49 (0) 2236 96633 - 0

Fax +49 (0) 2236 96633 - 99

With regard to colour printing, it is only possible to give a provisional representation of the colour.



Brown Saw Cut Ash 5990

objectflor[®]

Your Flooring Partner

objectflor
Art und Design Belags GmbH
Wankelstr. 50
50996 Cologne
Germany
Tel. +49 (0) 2236 96633-0
Fax +49 (0) 2236 96633-99

info@objectflor.de
www.objectflor.de

Member of FEB
www.feb-ev.com

Certified to ISO 9001:2008
ID: 9105032788
www.tuv.com

